



# Hourly Volume

Eyre Hwy (H003)

2023/24  
Monday to Friday

East of Eucla Telegraph Station Rd (SLK 710.36)

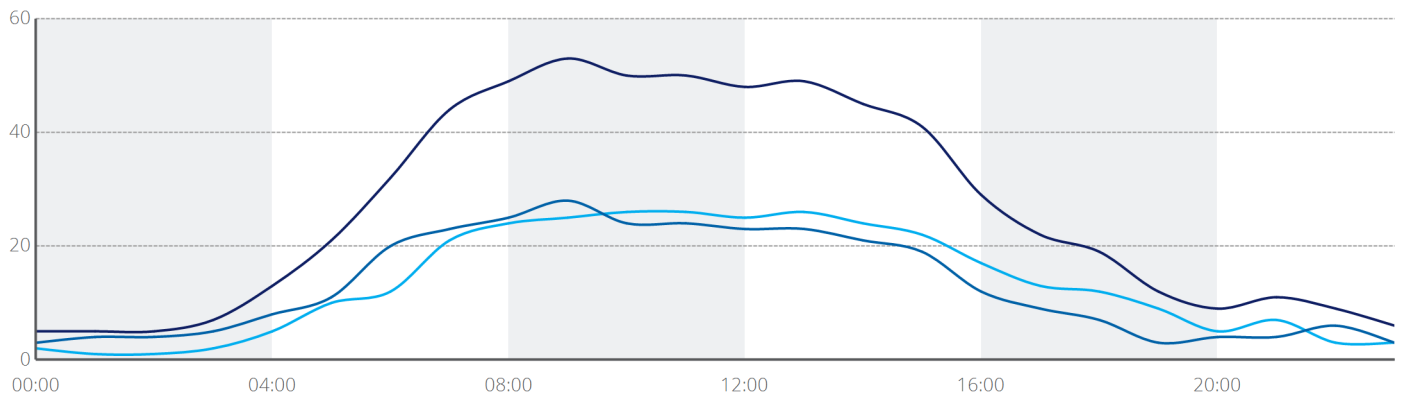
	All Vehicles			Heavy Vehicles				%				
	E	EB	W	WB	Both	E	EB		W	WB	Both	
00:00		2		3		5	2		3		5	100.0
01:00		1		4		5	1		4		5	100.0
02:00		1		4		5	1		4		5	100.0
03:00		2		5		7	2		4		6	85.7
04:00		5		8		13	3		6		9	69.2
05:00		10		11		21	4		6		10	47.6
06:00		12		20		32	4		9		13	40.6
07:00		21		23		44	8		10		18	40.9
08:00		24		25		49	9		11		20	40.8
09:00		25		28		53	10		13		23	43.4
10:00		26		24		50	12		10		22	44.0
11:00		26		24		50	11		9		20	40.0
12:00		25		23		48	12		10		22	45.8
13:00		26		23		49	10		8		18	36.7
14:00		24		21		45	11		7		18	40.0
15:00		22		19		41	10		8		18	43.9
16:00		17		12		29	9		5		14	48.3
17:00		13		9		22	8		5		13	59.1
18:00		12		7		19	9		4		13	68.4
19:00		9		3		12	6		2		8	66.7
20:00		5		4		9	4		3		7	77.8
21:00		7		4		11	4		3		7	63.6
22:00		3		6		9	3		4		7	77.8
23:00		3		3		6	3		3		6	100.0
TOTAL		321		313		634	156		151		307	48.4



## Peak Statistics

AM	TIME	08:30	08:45	08:30	11:15	08:30	08:30
	VOL	28	30	57	13	15	27
PM	TIME	12:45	12:30	12:30	12:30	12:15	12:30
	VOL	29	28	57	14	13	26

Volume



— Eastbound — Westbound — Both Directions



# Hourly Volume

Eyre Hwy (H003)

2023/24  
Monday to Sunday

East of Eucla Telegraph Station Rd (SLK 710.36)

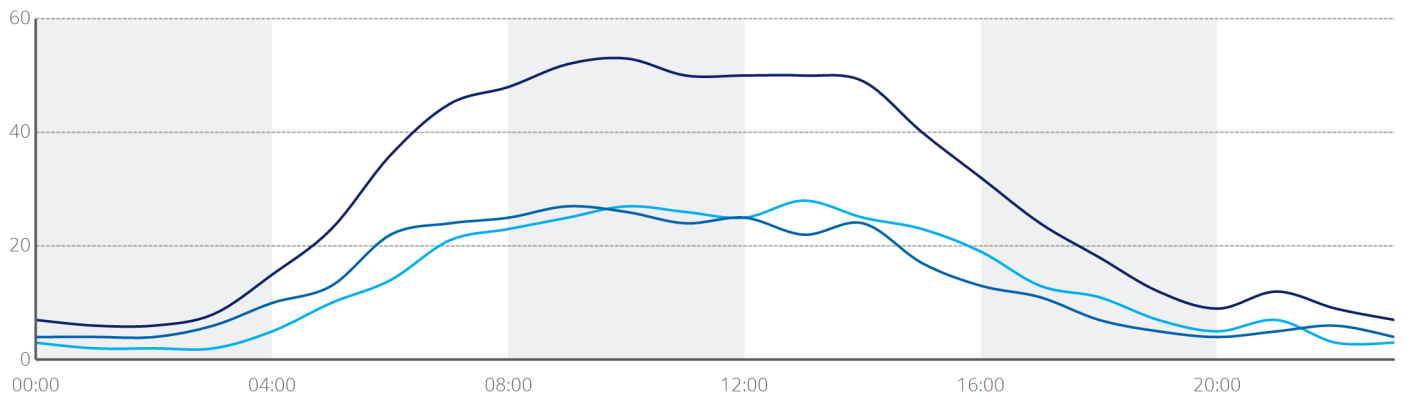
	All Vehicles			Heavy Vehicles				%
	EB	WB	Both	EB	WB	Both		
00:00	3	4	7	3	4	7	100.0	
01:00	2	4	6	2	4	6	100.0	
02:00	2	4	6	2	4	6	100.0	
03:00	2	6	8	2	5	7	87.5	
04:00	5	10	15	3	7	10	66.7	
05:00	10	13	23	4	8	12	52.2	
06:00	14	22	36	6	11	17	47.2	
07:00	21	24	45	8	11	19	42.2	
08:00	23	25	48	8	11	19	39.6	
09:00	25	27	52	9	13	22	42.3	
10:00	27	26	53	13	13	26	49.1	
11:00	26	24	50	11	10	21	42.0	
12:00	25	25	50	12	11	23	46.0	
13:00	28	22	50	12	9	21	42.0	
14:00	25	24	49	12	10	22	44.9	
15:00	23	17	40	11	7	18	45.0	
16:00	19	13	32	10	6	16	50.0	
17:00	13	11	24	8	7	15	62.5	
18:00	11	7	18	8	4	12	66.7	
19:00	7	5	12	6	4	10	83.3	
20:00	5	4	9	4	3	7	77.8	
21:00	7	5	12	4	4	8	66.7	
22:00	3	6	9	3	4	7	77.8	
23:00	3	4	7	3	4	7	100.0	
<b>TOTAL</b>	<b>329</b>	<b>332</b>	<b>661</b>	<b>164</b>	<b>174</b>	<b>338</b>	<b>51.1</b>	



## Peak Statistics

AM	TIME	10:15	09:15	09:45	11:45	09:15	09:45
	VOL	28	30	56	14	16	29
PM	TIME	12:30	12:15	12:30	12:30	12:15	12:30
	VOL	30	27	55	16	13	27

Volume



— Eastbound — Westbound — Both Directions



# Hourly Volume

Eyre Hwy (H003)

2023/24  
Weekend

East of Eucla Telegraph Station Rd (SLK 710.36)

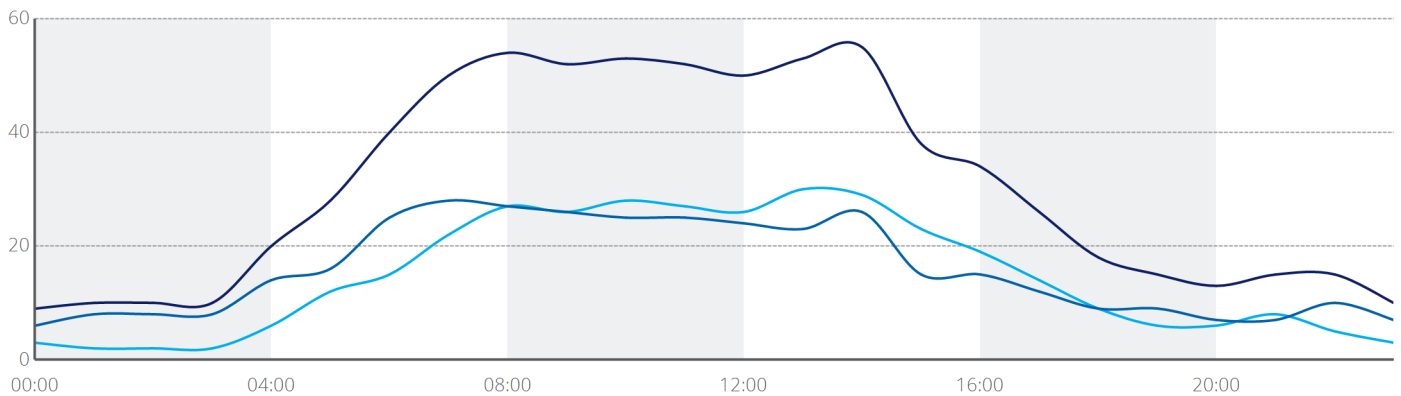
	All Vehicles			Heavy Vehicles				%
	EB	WB	Both	EB	WB	Both		
00:00	3	6	9	3	6	9	100.0	
01:00	2	8	10	2	8	10	100.0	
02:00	2	8	10	2	8	10	100.0	
03:00	2	8	10	2	7	9	90.0	
04:00	6	14	20	4	11	15	75.0	
05:00	12	16	28	6	12	18	64.3	
06:00	15	25	40	7	14	21	52.5	
07:00	22	28	50	10	15	25	50.0	
08:00	27	27	54	12	14	26	48.1	
09:00	26	26	52	11	13	24	46.2	
10:00	28	25	53	14	12	26	49.1	
11:00	27	25	52	13	12	25	48.1	
12:00	26	24	50	13	11	24	48.0	
13:00	30	23	53	14	10	24	45.3	
14:00	29	26	55	15	12	27	49.1	
15:00	23	15	38	11	7	18	47.4	
16:00	19	15	34	11	8	19	55.9	
17:00	14	12	26	9	8	17	65.4	
18:00	9	9	18	6	7	13	72.2	
19:00	6	9	15	5	8	13	86.7	
20:00	6	7	13	5	6	11	84.6	
21:00	8	7	15	5	7	12	80.0	
22:00	5	10	15	4	8	12	80.0	
23:00	3	7	10	3	7	10	100.0	
<b>TOTAL</b>	<b>350</b>	<b>380</b>	<b>730</b>	<b>187</b>	<b>231</b>	<b>418</b>	<b>57.3</b>	



## Peak Statistics

AM	TIME	08:15	07:45	07:45	11:45	07:45	07:45
	VOL	31	33	59	16	19	30
PM	TIME	13:15	13:45	13:15	12:45	13:45	14:00
	VOL	31	27	58	16	13	27

Volume



— Eastbound — Westbound — Both Directions